

PRODUCT BROCHURE OF AWNINGS
Glimpse of our interesting product line





INTRODUCTION

Elevating Your Outdoor Experience

Welcome to the world of Vista Awnings, where innovation meets elegance to redefine your outdoor living spaces. Our premium range of awnings is crafted with precision and designed to enhance your lifestyle while offering exceptional protection from the elements.

Unparalleled Quality and Durability

Crafted from high-grade, weather-resistant materials, Vista Awnings guarantee durability and longevity. Built to withstand the harshest weather conditions, our awnings are engineered for both functionality and aesthetic appeal.

Customization Tailored to Your Style

With an array of colors, sizes, and designs, Vista Awnings offer endless customization possibilities. Personalize your outdoor space effortlessly, matching your unique style and architectural preferences.

Effortless Operation and Maintenance

Experience convenience with our user-friendly awnings. Whether opting for manual or motorized controls, operating your Vista Awning is smooth and hassle-free. Minimal maintenance ensures more time for relaxation and enjoyment.

Weatherproof Reliability

From torrential rains to scorching sunlight, Vista Awnings stand resilient against various weather conditions. Their robust build ensures year-round protection for your comfort and peace of mind.

Elevate your outdoor living with Vista Awnings, where functionality, style, and durability converge to redefine your outdoor experience.



HORIZON

Mono-Bloc ready to install folding arm awning. Components are mounted on a 40mm square tube which make the awning very safe. The arms are made from heavy duty aluminum alloy section with one or two springs, integrated in back arms to guarantee tension of fabric in all projections. Operation is by means of a gear box with removable handle. Gear box ratio and number of springs depends on awning projection Slope is adjustable between 10 degrees to 45 degrees and with special brackets the slope can be adjusted up-to 80 degrees.

Three models are available in Horizon

Horizon I: maximum size, 3560 X 2000 MM | Horizon II : maximum size, 4740 X 2002 MM

Horizon III : maximum size, 11710 X 3500 MM



CARLTON

Folding arm awning mounted on two square columns. It has two pairs of arms fitted on both sides of roller tube with fabric stretched from roller tubes to fall bars. It has single gear box, which on operation retracts or opens both pairs of arms simultaneously. Single length of fabric used between both fall bars to avoid water seepage. Self supporting structure, ideal for gardens, pool sides, bars, stalls and restaurants. Can be also grouted.

- Width 4800mm (15'9") (Maximum)
- Sloping Projection 1500mm (4'11") on each side.
- Column Height 2375mm (7'10") from ground



DUTCH REGULAR

Awning frame is made of powder coated Aluminium profile of 18 x 45mm size. Corners are moulded in aluminium or plastic and are powder coated. Hinges are made of nylon. Fabric is stapled to aluminium profile & covered with matching colour beading. Ideal for windows and doors in home and in front of shops.

- Width 5000mm (16'5") (Maximum)
- Projection 1500mm (4'11") (Maximum)



DUTCHCAP

As the name suggests this awning is shaped like a cap and is one quarter of a sphere. The frame is made of powder coated Aluminium profile of 18x45mm size. Hinges are made of nylon. Fabric is stapled to aluminium profile and covered with matching colour beading. The height and the projection of the Awning is same and the width is two times of projection. Ideal for windows and doors in homes and in front of shops.

- Width 3800mm (9'10") CECT)
- Projection 1500mm (4'11") (Chaar eraa)

DAVYLEG

This model can be used for Windows and Doors where maximum projection is needed but, the height is limited

- Powder coated Aluminium profile of 18mm x 45mm size
- Corner are moulded in Aluminium or plastic and powder coated & Hinges are made of Nylon.
- Awning available with or without folding system
- Projection 750mm, 1000mm, 1200mm
- Front Height 550mm, 800mm, 1000mm
- Height 955mm 1170mm, 1370mm
- Maximum width 4500mm



REFLEX AWNING

- Powder Coated Aluminium Profile of 18 X 45 mm size.
- Corners are moulded in Aluminium or plastic and powder coated in White RAL 9010.
- Hinges are made of Nylon.
- Projection 600 mm, 750 mm, 900 mm
- Front Height 210 mm, 263 mm, 315mm
- Height 690 mm, 865 mm, 1035mm
- Maximum Width 3500 mm



PARISIAN

- Powder coated Aluminium Profile of 18 X 45 mm
- Moulded Aluminium or plastic Corners
- Hinges made of Nylon
- Frame Powder Coated.
- The Awning cannot be retracted.
- Projection: 1200mm (3'11") Maximum width

3000mm(9'10") Maximum without Intermediate arm 5000mm (16'5")



FIXED PARISIAN

The framework is made of painted steel tubes. The fabric is stitched to the desired dimensions and fixed on the frame using nylon cord. The aluminium grommets on the fabric is laced by a nylon cord and tightneried to the tensioning bar provided on the frame. The Awning is ideal for covering large areas like terraces, very large openings shop fronts, car parks and commercial waiting areas.

- Width: 3050mm (10') (Minimum)
15250mm (Maximum)
- Projection: 1000mm (3'3") (Minimum)
3000mm (9'10") (Maximum)



PRISMA

- Powder Coated Aluminium Profile of 18 x 45 mm
- Moulded Aluminium or plastic corners
- Hinges are made of Nylon
- Frame Powder Coated
- The Awning Cannot be retracted.
- The Height of the Awning is fixed with respect to projection.
- Projection: 900mm (2'11") Maximum
- Width: 4000 MM(13') Maximum without Intermediate arm
5000mm (16'5") Maximum with



BUTTERFLY AWNING

A Dutch awning is mounted on either side of two square columns. It is a self supporting structure. The gap between two dutch awning is covered by powder coated hood to avoid seepage. Butterfly awnings are available in three models-Dutch Regular Butterfly. Parisian Butterfly and Prisma Butterfly

These awnings have multipurpose usages and can be used in exteriors and open spaces like swimming pools, gardens, farm houses, exhibitions, food stalls, restaurants, outdoor bars, clubs, hotels & resorts.



TUNNEL AWNING

The awning is custom made to the specific requirement of the customer. The frame work is made of painted steel tubes and a painted circular grid of metal is fabricated on the frame. The fabric is stitched to the desired dimensions and fixed on the frame using nylon cord. The aluminium grommets on the fabric is laced by the nylon cord and tightened to the tensioning bar provided on the frame. The awning is of tunnel shape. Ideal for approach passages of shops, restaurants, hotels and resorts.

Width 3050 mm(10') maximum |1200mm (4') Minimum



NOVITA DROP AND AWNING

- Maximum size : 4720 X 1500 mm
- Manual operation with gear box and removable handle.
- The frame work is powder coated in white colour. Aluminium cast brackets for front and ceiling fixing with the aluminium extruded fall bar.
- Suggested projection : Half the height of the window
- While deciding the projection, make sure that there is the minimum gap of 7.8mtrs. between the ground and the drop arm bracket.
- Height of the handle = Installation height - 1200 mm
- The width of the awning should be the width of the window + 150mm on either side for proper coverage.

DROP AWNING

Drop Awning, also known as Vertical awning, is retractable Awning providing shade to verandahs and large open or glazed areas. It provides protection from heat and glare hence building become less sensitive to changing temperatures during the daytime. Operation are by means of gearbox and removable handle. Option of motorisation is also available. Wire rope guides are provided at both ends of the Fall Bar to avoid the Awning flapping in the wind.





GAZEBO




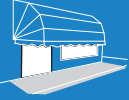



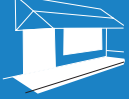

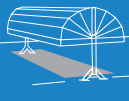


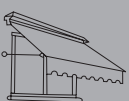
Self supporting awning with frame work made of powder coated steel tubes. The columns are mounted on base plates for stability. For additional stability the base plate can be grouted to ground. Available only in plain shades. Ideal for gardens, pool sides, restaurants, exhibitions, food stalls, resorts and hotels. Size 3000 x 3000mm (9'10" x 9'10")

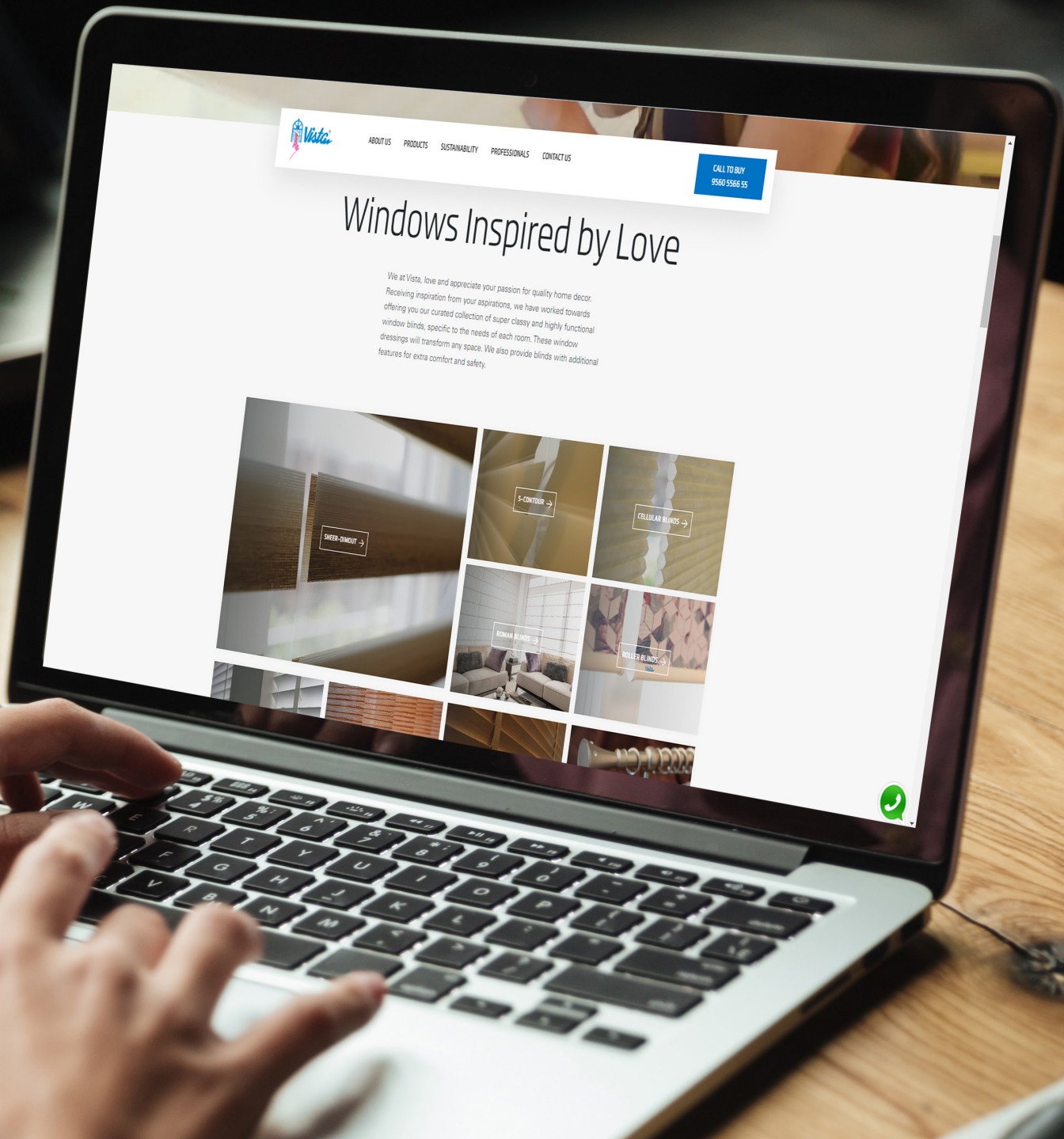


RESORT & GARDEN UMBRELLA

A with heavy-duty frame made of M.S. tubes and powder coated in the top finial, crown and slider are made of cast aluminium. The provided with nylon insert for smooth movement. Fabric umbrella ded with wind vents to allow gusts of wind to escape without Umbrella

- Pole Dia: 38mm and Rib size: 12mm square
- Octagonal shape: 2135mm (7'), 2745mm (9') & 83050mm (10)
- Square shape: 2440mm (8')
- Accessories are available for different types of installations.

AWNINGS COLLECTION		COMPONENTS			APPLICATION AREA			
		ACRYLIC FABRIC	MOTORISATION	WINDOW	BALCONY	TERRACE	SHOP	BAR
HORIZON		✓	✓	✓	✓	✓	✓	✓
RESORT AND GARDEN UMBRELLA		✓	✗	✗	✗	✓	✗	✓
CARLTON		✓	✓	✗	✗	✓	✗	✓
DUTCH REGULAR		✓	✗	✓	✓	✗	✓	✓
DUTCH CAP		✓	✗	✓	✓	✗	✓	✓
PARISIAN		✓	✗	✓	✓	✗	✓	✓
PRISMA		✓	✗	✓	✓	✗	✓	✓
REFLEX		✓	✗	✓	✓	✓	✓	✓
DAVY LEG		✓	✗	✓	✓	✓	✓	✓
BUTTERFLY		✓	✗	✗	✗	✓	✗	✓
GAZEBO		✓	✗	✗	✗	✓	✗	✓
TUNNEL		✓	✗	✗	✗	✓	✓	✓
NOVITA		✓	✓	✓	✓	✗	✓	✓



www.vistafashions.com

Corporate Office:

Vista Furnishing Ltd:

A-2, Loni Road Industrial Area, Site-II,
Opp. Mohan Nagar, Ghaziabad-201007

Customer Care Connect:

Line One: +91- 9560556655
Tollfree No: 1800 890 0401
E-mail: customercare@vistafurnishing.com

BRANCH ADDRESSES:

Bengaluru:

303, Ahuja Chamber of Commerce
3rd Floor, Kumara Krupa Road
Bengaluru - 560001

Pune:

West Avenue, Office No 120 , Sr. No 2, Hissa
No.2B, 3A & 3B, Opp - PMRDA office , Bremen
Chowk , Aundh Pune - 411067

Mumbai:

3116/3117, C- Wing, Oberio
Garden East, Chandivali Farms Road
Chandivali, Andheri (East)
Mumbai - 400072
Contact: 022-28472111

Other States Presence:

Delhi-NCR, U.P , Gujrat, Rajasthan, Bihar, M.P, Tamil Nadu, A.P,
North-East(Guwahati)

Email Id: customercare@vistafurnishing.com

Website: www.vistafashions.com

